

Quilt Along Planner

Quilt name: _____

Designer's name: _____

Website: _____

Designer's Instagram: _____

QAL Hashtags: _____

Number of steps: _____

Steps revealed: Email Website

Prep work completed

Step 1 Summary

Completed Posted

Step 2 Summary

Completed Posted

Step 3 Summary

Completed Posted

Step 4 Summary

Completed Posted

Step 5 Summary

Completed Posted

Step 6 Summary

Completed Posted

Step 7 Summary

Completed Posted

Step 8 Summary

Completed Posted

Start date: _____

Finish date: _____

Pattern purchased

Fabric purchased and prepped


Fabric Swatches




Fabric 1




Fabric 2




Fabric 3



Fabric 4



Fabric 5



Fabric 6

Quilt top completed

Backing, batting and binding purchased

Quilted

Binding and label

Finished quilt posted

