

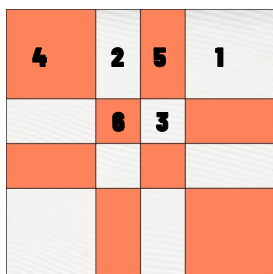


Saturday Sampler-Block 16

Sweet Sixteen

Block finishes 6" square (6½ unfinished)

This block likely got its name because there are sixteen pieces in the block! It is a pretty block made in two colors with simple squares and rectangles.



What you need:

Fabric 1 (white): two 2½" squares (1), four 1½" x 2½" rectangles (2), and two 1½" squares (3)

Fabric 2 (coral): two 2½" squares (4), four 1½" x 2½" rectangles (5), and two 1½" squares (6)

Sew it together:

1. Sew the Fabric 1 and Fabric 2 rectangles together in pairs (fig. 1)
2. Sew the 1½" squares together to make a four-patch (fig. 2).
3. Lay out the block as shown in the diagram below and sew together. The block should measure 6½" square at this point.



Fig. 1

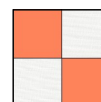
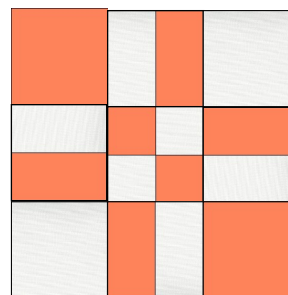

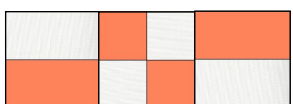
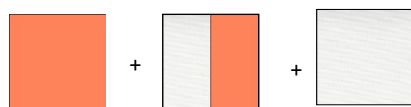


Fig. 2



This block makes a lovely two-color quilt. It is also a great block for using scraps. It makes a very pretty scrap quilt!

