

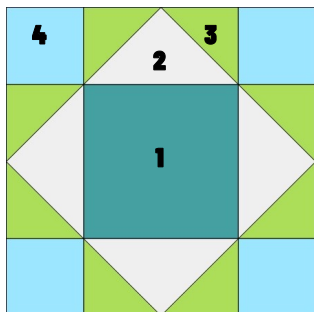


## Saturday Sampler-Block 13

### King's Crown

Block finishes 6" square (6½ unfinished)

Today, Saturday, May 6, 2023 is Coronation Day for King Charles. It is only appropriate that our block this week would be the King's Crown block!



What you need:

Fabric 1 (center): one 3½" square (1)

Fabric 2 (white): four 2" x 3½" rectangles (2)

Fabric 3 (green): eight 2" squares (3)

Fabric 4 (aqua): four 2" squares (4)

Sew it together:

1. Make the flying geese units. Draw a diagonal line on the back of the Fabric 3 squares (fig. 1). Place a Fabric 3 square RST on the corner of a Fabric 2 rectangle and sew ON the drawn line (fig. 2). Trim corner ¼" from the sewing line (fig. 3). Press toward the corner triangle. Repeat with the opposite corner (fig. 4-fig. 6). Make four flying geese units.



fig. 1



fig. 2



fig. 3



fig. 4



fig. 5



Fig. 6

3. Place the flying geese units and remaining squares as shown in fig. 7. Sew into rows, then sew the rows together to complete the block (fig. 7-fig. 9).

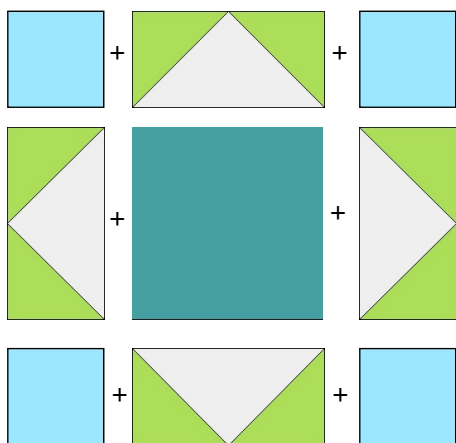


fig. 7

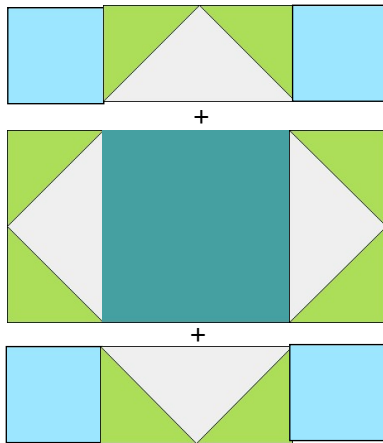


fig. 8

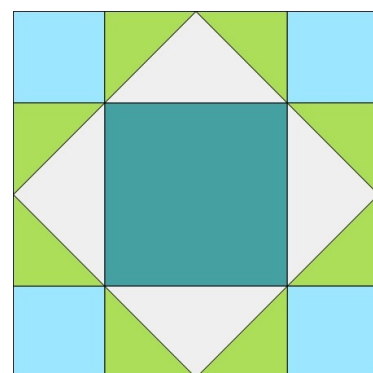


fig. 9